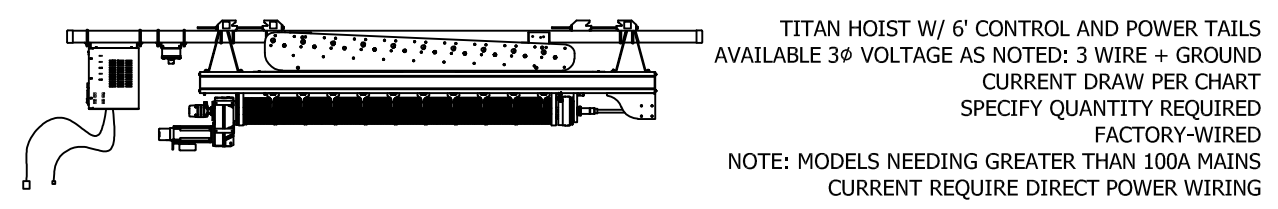



THIS DRAWING AND RELATED SPECIFICATIONS ARE CONFIDENTIAL AND PROPRIETARY TO THE WENGER CORPORATION. COPYRIGHT 2020 WENGER CORPORATION ALL RIGHTS RESERVED

THIS DRAWING IS PROVIDED FOR INFORMATIONAL PURPOSES ONLY. THIS DRAWING WAS PRODUCED BASED ON INFORMATION PROVIDED TO US BY AN ARCHITECT AND FIELD INFORMATION PROVIDED BY YOU OR YOUR AGENT. WE HAVE NO WAY OF CONFIRMING THE ACCURACY OR COMPLETENESS OF THE INFORMATION PROVIDED TO US. YOU ARE RESPONSIBLE FOR PROPERLY INSTALLING THE EQUIPMENT BASED ON ACTUAL FIELD CONDITIONS, NOTWITHSTANDING CONTRARY INFORMATION CONTAINED IN, OR OMITTED FROM, THIS DRAWING.

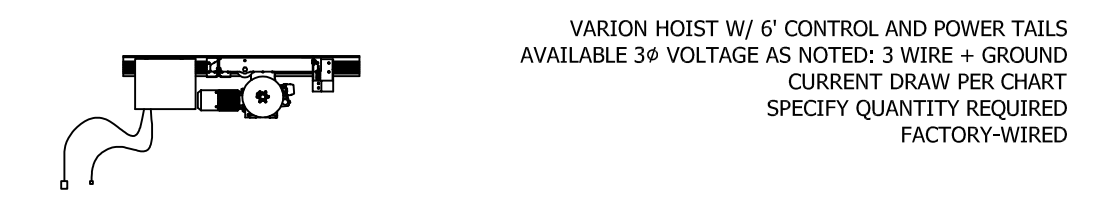
ARCHITECT:	
CONSULTANT:	
CONTRACTOR:	
WORKMANSHIP STANDARD:	
TOLERANCE SPECIFICATION:	003-2912
ENGINEERING SPECIFICATION:	
FINISH:	
WEIGHT:	
GENERIC:	
THIRD ANGLE PROJECTION PER ASME Y14.3	
DRAWING TITLE: VANTIS MOBILE CONSOLE POWER AND CONTROL RISER	
PROJECT NUMBER:	
SCALE: DO NOT SCALE DRAWING	
DATE:	DRN BY: CHK BY: APVD BY:
13OCT20	
DRAWING NUMBER:	REV:



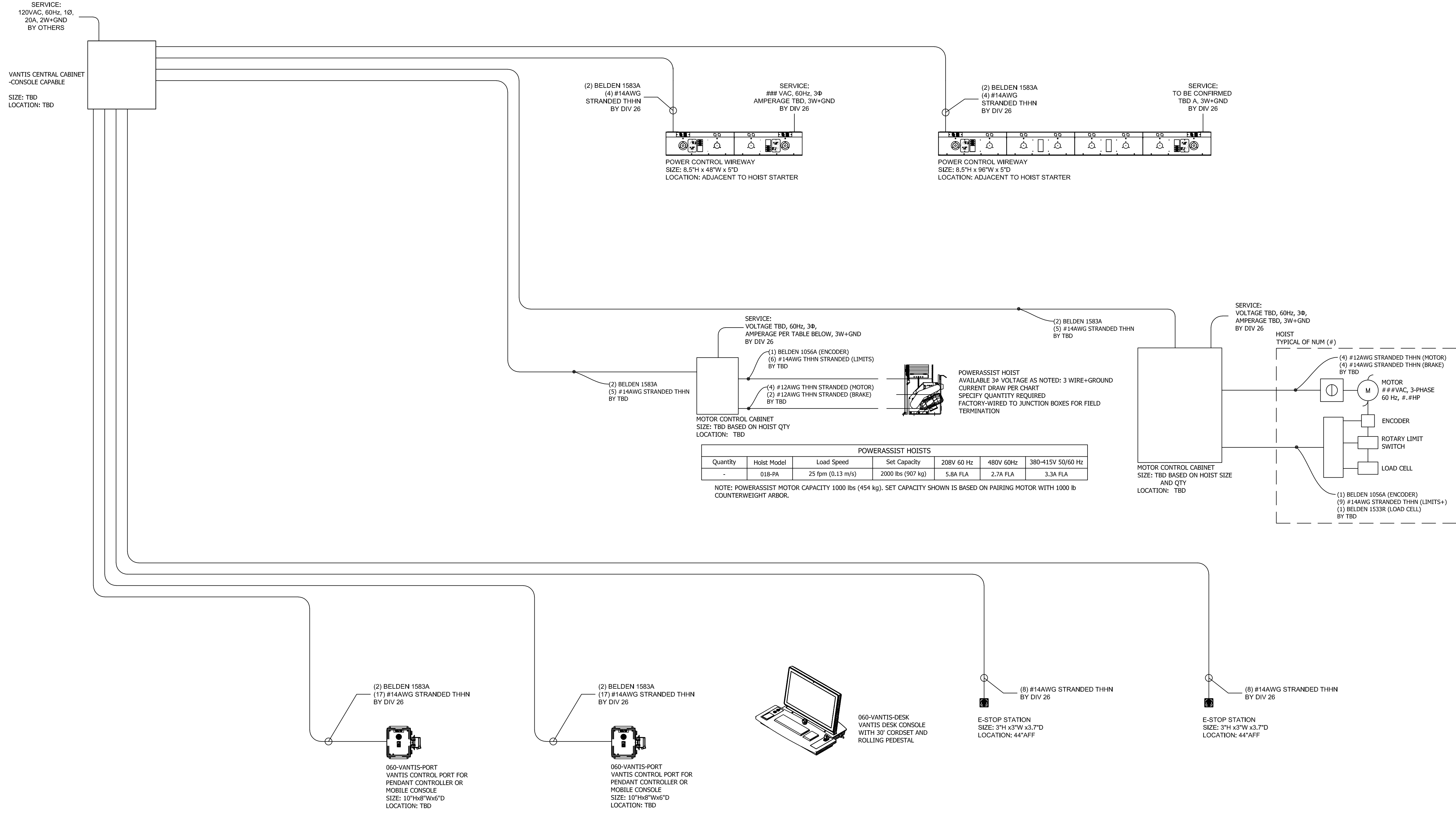
TITAN HOISTS							
Quantity	Hoist Model	Load Speed	Gross Capacity	208V 60 Hz	480V 60 Hz	380-415V 50/60 Hz	
-	018-T0224	20 fpm (0.1 m/s)	2400 lbs (1089 kg)	7.8A FLA	3.6A FLA	4.6A FLA	
-	018-T0233	20 fpm (0.1 m/s)	3300 lbs (1497 kg)	10A FLA	4.8A FLA	6.0A FLA	
-	018-T2022	0-200 fpm (0-1.0 m/s)	2200 lbs (998 kg)	Not Available	53A FLA	67A FLA	
-	018-T2030	0-200 fpm (0-1.0 m/s)	3000 lbs (1361 kg)	Not Available	70A FLA	90A FLA	
-	018-T2633	0-260 fpm (0-1.3 m/s)	3300 lbs (1497 kg)	Not Available	90A FLA	115A FLA	
-	018-T3413	0-340 fpm (0-1.7 m/s)	1300 lbs (590 kg)	Not Available	50A FLA	62A FLA	
-	018-T3417	0-340 fpm (0-1.7 m/s)	1750 lbs (794 kg)	Not Available	63A FLA	80A FLA	
-	018-T4022	0-400 fpm (0-2.0 m/s)	2200 lbs (998 kg)	Not Available	100A FLA	125A FLA	
-	018-T6514	0-650 fpm (0-3.3 m/s)	1400 lbs (635 kg)	Not Available	105A FLA	130A FLA	



POWERLIFT HOIST							
Quantity	Hoist Model	Load Speed	Gross Capacity	208V 60Hz	480V 60Hz	380-415V 50/60Hz	
-	018-P0225F-6V	20 fpm (0.1 m/s)	2500 lbs (1134 kg)	5.8A FLA	2.4A FLA	5.4A FLA	
-	018-P0225V-6V	0-20 fpm (0-0.1m/s)	2500 lbs (1134 kg)	5.8A FLA	2.4A FLA	5.4A FLA	
-	018-P1212V-6V	0-120 fpm (0-0.6 m/s)	1200 lbs (544 kg)	16.5A FLA	7.5A FLA	8.8A FLA	
-	018-P1217V-6V	0-120 fpm (0-0.6 m/s)	1750 lbs (794 kg)	21.5A FLA	9.8A FLA	12.0A FLA	
-	018-P1225V-6V	0-120 fpm (0-0.6 m/s)	2500 lbs (1134 kg)	Not Available	12.5A FLA	15.5A FLA	
-	018-P1812V-6V	0-180 fpm (0-0.9 m/s)	1200 lbs (544 kg)	22.0A FLA	9.8A FLA	12.5A FLA	
-	018-P1817V-6V	0-180 fpm (0-0.9 m/s)	1750 lbs (794 kg)	Not Available	13.0A FLA	16.0A FLA	



VARION HOIST						
Quantity	Hoist Model	Load Speed	Gross Capacity	208V 60Hz	480V 60Hz	380-415V 50/60Hz
-	018-1718	20 fpm (0.1m/s) nominal	1500 lbs (680kg)	4.9A FLA	2.2A FLA	2.53A FLA



POWERASSIST HOISTS							
Quantity	Hoist Model	Load Speed	Set Capacity	208V 60 Hz	480V 60Hz	380-415V 50/60 Hz	
-	018-PA	25 fpm (0.13 m/s)	2000 lbs (907 kg)	5.8A FLA	2.7A FLA	3.3A FLA	

NOTE: POWERASSIST MOTOR CAPACITY 1000 lbs (454 kg). SET CAPACITY SHOWN IS BASED ON PAIRING MOTOR WITH 1000 lb COUNTERWEIGHT ARBOR.

REV	DATE	DRN BY	REVISION DESCRIPTION
1	-	-	INITIAL DESIGN